



FINISHES CARE AND MAINTENANCE

With regular care and maintenance, your Herman Miller furniture will provide years of superior performance and satisfaction. To maintain the finish quality of your Herman Miller product, please follow the cleaning procedures provided below.

Coated Metal

For normal cleaning, wash coated metal surfaces with a soft cloth soaked in detergent and warm water; rinse thoroughly and dry.

Remove scuff marks from low-gloss coatings with pre-softened paste wax, following the manufacturer's instructions.

Remove scuff marks and scratches from high-gloss coatings using automotive polishing compounds, either liquid or paste. After polishing, apply a pre-softened automotive paste wax to restore original sheen.

For assistance in determining the appropriate color and gloss for Herman Miller touch-up paint, contact your Herman Miller Customer Service Representative.

Polished Aluminum

For normal cleaning, apply a pre-softened paste wax to polished aluminum components following the manufacturer's instructions. In humid atmospheres near salt water, apply the wax once a month. In other areas, apply wax every three months to maintain the appearance of the aluminum.

Polished Chrome

For normal cleaning, wet cheesecloth in a nonabrasive cleaner, like liquid dish soap, and rub the polished chrome component lightly until the original luster reappears. Dry the component with a soft cloth to remove any soap residue.

Acrylic Glazing

Products with acrylic glazing may include Action Office® glazed panels, and Q™ System glazed panels.

For normal cleaning, first rinse the surface with clean water to remove any particles of dust or other abrasive materials. Sponge the plastic gently with warm water and a mild, nonabrasive soap or a solution of ammonia and water. Rinse thoroughly with clean water and dry with a soft cloth. After cleaning, the acrylic glazing can be polished with a good wax polish applied with a clean, soft flannel pad.

Do not use benzene, acetone, denatured alcohol, or gasoline. These solvents soften the surface of the plastic and may cause damage. Also avoid using glass cleaning compounds, abrasive cleaners, and hard instruments. Make sure cleaning materials are free of grit and other foreign materials.

Glass

Products with glass glazing include Ethospace® Glazed Tiles.

For normal cleaning, use products specifically designed for glass.

Plastic

For normal cleaning, wash plastic surfaces with a soft cloth soaked in mild detergent and warm water. Rinse thoroughly and dry with a soft cloth. Do not use solvents or abrasive kitchen cleaners.

Overmold Chair Base

Products with overmold chair bases include Ergon 3® chairs with Black Umber (BU) or Medium Tone (MT) finish only.

For normal cleaning, wash overmold bases with warm, soapy water. Rinse and wipe dry with a soft cloth. Do not use any solvents or abrasive materials.

Laminates

Products using laminate may include tabletops, work surfaces, counter caps, transaction surfaces, flipper doors, and lateral files.

For normal cleaning, wash the laminate with a soft cloth and a solution of mild detergent and warm water. Rinse thoroughly and dry with a soft cloth.

For minor repair of burns or other stubborn marks, apply a nonabrasive liquid kitchen cleanser with a soft cloth soaked in warm water. Rub in the direction of the grain; use caution to avoid damaging the surface texture or gloss. If no grain direction is visible, rub with a light, circular motion.

Do not use powdered abrasives or other harsh cleansers like hypochlorite bleach, hydrogen peroxide, nitric or hydrochloric acids, or lye; they may deface the surface and change the finish color.

Formcoat®

Products using Formcoat include products in the Kiva® Collection and Resolve™ Collections.

For normal cleaning, wash with a soft cloth and a mixture of a mild detergent and warm water; wipe dry with a clean, soft cloth.

For spot cleaning, spray with Fantastik®, 409®, or Kleerdex Company's Kleer Off General Purpose Cleaner, and wipe until dry with a clean, soft cloth.

Wrapcoat

Products using Wrapcoat include products in the Kiva® Collection.

For normal cleaning, use a sponge or soft cloth with Soft-Scrub without bleach, Fantastik®, 409®, or Kleerdex Company's Kleer Off General Purpose Cleaner.

For tough marks or stains caused by spills, graffiti, heel marks, etc., apply cleaners such as Crown Anti-Vandal Spray or DWRT, Kleerdex Company's Kleer Off Graffiti Remover or Atlanta Sundries Goof-Off. (These are specialized cleaners that should be used for small areas only.) It may be necessary to use a short, stiff-bristled brush to remove some stains on the textured surface. After cleaning, rinse the surface thoroughly with clean water.

For previous cleaning residue, which may be evident as soon as surface dries or over a long period of time, use a specialized cleaner such as Johnson's Wax Step OFF.

Do not use powdered cleansers or ammonia-based cleaners; they leave a residue if not properly wiped off.

Flex-Edge™

For normal cleaning, use a soft cloth or sponge and mild cleaner suitable for counters and other household surfaces such as 409® or Fantastik®.

Do not use abrasive, alcohol-based, or solvent-based cleaners; they may damage the surface.

Milafin™ Finish

Products with Milafin finish may include all Herman Miller products finished with wood veneer or recut wood veneer, except the Eames lounge and ottoman with rosewood or walnut veneer, unless specifically noted.




For normal cleaning, dust furniture daily with a slightly damp, soft cloth. Wipe dry with a dry, soft cloth in the direction of the wood grain. Once a month, clean the surface with a soft cloth dampened with a quality cleaner formulated for wood furniture. Wipe the surface in the direction of the wood grain to remove dirt and fingerprints. Wipe dry with a clean, dry cloth. Twice a year, apply a good quality emulsion wax to the Milafin finish with a soft cloth. Emulsion wax is clear and prevents fingerprints.

For minor repair of water rings, stains, and scratches, rub the surface lightly in the direction of the wood grain using No. 000 steel wool. Apply a scratch-removing polish with a color and value that simulate the veneer. If the scratches are deep, consult a professional furniture refinisher.

O.TX1003-3

To reorder, contact your Herman Miller sales office or dealer.
12/02

© 2002 Herman Miller, Inc., Zeeland, MI Printed in U.S.A.

®  **HermanMiller**,  **HermanMiller**,  **Action Office**, Eames, Ergon 3, Ethospace, Flex-Edge, Formcoat, Kiva, and Resolve are among the registered trademarks of Herman Miller, Inc., Zeeland, MI

™ Milafin is a trademark of Herman Miller, Inc., Zeeland, MI